

User Guide

Davis Digital





SCHOOLARTS

Sign In [Help](#)

Access the platform from your district or school specific URL.



WELCOME

If you are responsible for managing your Davis Digital purchase and accounts and need to activate your purchase, please click the button below.

[ACTIVATE PURCHASE](#)

[Need Help Signing In?](#)

Sign In

Email Address or User Name

Password

[Forgot Password](#)

[SIGN IN](#)

Create a Support Ticket if you cannot remember your username or have trouble signing in.



Administrative

With the Accounts and Permissions Manager, you can manage your school's Davis Digital purchases and user accounts, including the ability to distribute or recycle access codes, create new user accounts, and modify existing teacher and student accounts.

Manage Users & Permissions

- [Edit User Accounts and Modify Licenses](#)
- [Modify all Student Accounts](#)
- [Modify all Teacher Accounts](#)
- [Create New User](#)
- [Import Users](#)

Manage Licenses

- [Available Licenses](#)
- [Assigned Licenses Report](#)

Reporting & Settings

- [Usage Report](#)
- [Edit Settings](#)



Contact

Davis Publications, Inc.
50 Portland Street
Worcester, MA 01608
(800) 533-2847
Support@DavisArt.com

Services

[Privacy Policy](#)
[Customer Support](#)
[Contact Us](#)

Information

[User Agreement](#)
[National & State Standards](#)
[Art Advocacy Resources](#)

Content

[DavisArt.com](#)
[Curator's Corner](#)
[SchoolArts Room](#)



Help Center

Our help center is divided into sections based on the main functionality of Davis Digital.

User Guides can be viewed online, downloaded as PDFs, or printed out.

Tutorial Videos are 1-3 minutes long and include step-by-step instructions and a voiceover.

If you don't see the topic you're looking for, please create a **Support Ticket**.

Davis Digital Overview ▼

Davis Digital
Overview Training

▶ WATCH TUTORIAL

Manage Profile &
Password Tutorial
Video

▶ WATCH TUTORIAL

Elementary Art
Educators Training

▶ WATCH TUTORIAL

Signing In Tutorial
Video

▶ WATCH TUTORIAL

Secondary Art
Educators Training

▶ WATCH TUTORIAL

Help and Support
Tutorial Video

▶ WATCH TUTORIAL

Quick Start Guide

📄 USER GUIDE

Middle School Art
Educators Training

▶ WATCH TUTORIAL

Need Some Extra
Support?

SUPPORT TICKET



- BOOKS
- LESSONS
- PORTFOLIOS
- IMAGES
- SCHOOLARTS

Promote Your Art Program!

Submit your students' work and it could be on the cover of the new Advocacy Planner!

[SUBMIT](#)

Easily access all tools from the homepage.



Explore Davis Digital



Books

Zoom, Search, and Share! New design and navigation make our digital books even more convenient than ever before.



Davis Art Images

Curated and Correlated for K-12 Art Educators. Search by Keyword or Filter by a wide variety of criteria. Create Collections and Compare & Contrast.



Lessons

Create Custom lessons that support any teaching style. Combine content from a variety of digital sources including Davis eBooks, images, videos, links, and more.



Portfolios

Create websites to demonstrate learning, student progress, or advocate for the arts. Share with parents and community



SchoolArts

Free digital access to the latest issue of SchoolArts Magazine. You can also access back issues from 2018 to today.



Student Accounts

Students have access to Student Books, Portfolios, Davis Art Images, and any Lessons you choose to share with them.



BOOKS

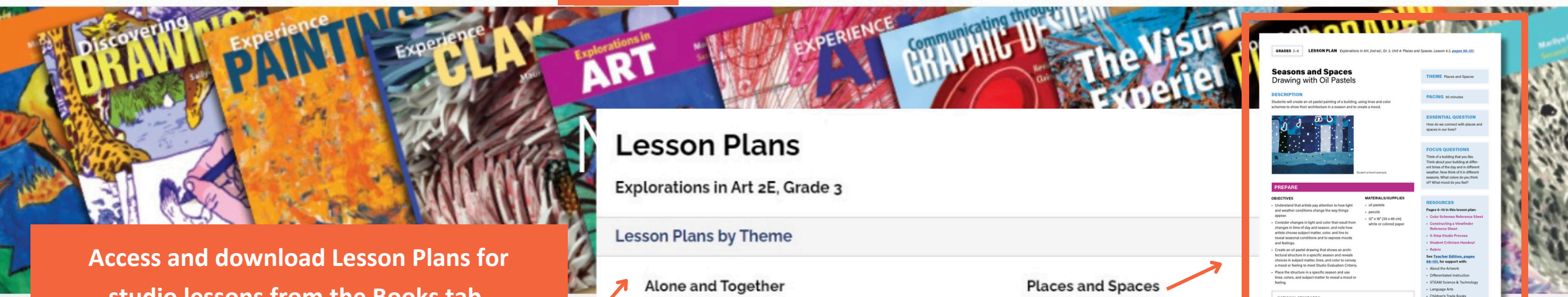
LESSONS

PORTFOLIOS

IMAGES

SCHOOLARTS

Access and download Lesson Plans for studio lessons from the Books tab.



Lesson Plans

Explorations in Art 2E, Grade 3

Lesson Plans by Theme

Alone and Together

- Faces and Feelings: Expression and Mood (drawing)
- People in Action: Sculpting with Clay
- People and Places: Overlap and Visual Rhythms (collage)

Invented Worlds

- Imaginary Animals: Sculpture (clay)
- A Strange World for an Animal: Mixing Colors (painting)
- Fantasy Land: Pattern and Rhythm (painting)

Stories

- Musical Symbols (collage)
- Story Boxes: Assemblage
- Illustrating Stories: Illustration (drawing)

Places and Spaces

- Seasons and Spaces: Drawing with Oil Pastels
- Creating a Caryatid: Sculpture (clay)
- Moody Places: Contrast Painting (mixed media)

Forces of Nature

- Small Creatures: Expression and Mood (printmaking)
- Watercolor Painting: Nature Scroll (painting)
- Lost Worlds: Moody Landscapes (drawing)

Tradition

- Weaving Traditions: Cardboard Loom Weaving
- Celebrating with Masks: Paper Traditions (paper mask)
- Containers that Communicate: Decoration (construction)

GRADES 3-5 LESSON PLAN Explorations in Art 2nd ed., Gr. 3, Unit 4: Places and Spaces, Lesson 4.3, pages 86-101

Seasons and Spaces

DESCRIPTION
Students will create an oil pastel painting of a building, using lines and color schemes to show their architecture in a season and to create a mood.

THEME Places and Spaces

PACING 60 minutes

ESSENTIAL QUESTION
How do we connect with places and spaces in our lives?

FOCUS QUESTIONS
Think of a building that you like. Think about your building at different times of the day and in different weather. Now think of it in different seasons. What colors do you think of? What mood do you feel?

PREPARE

OBJECTIVES

- Understand that artists pay attention to how light and weather conditions change the way things appear.
- Consider changes in light and color that result from changes in time of day and season, and note how artists choose subject matter, color, and line to reveal seasonal conditions and to express moods and feelings.
- Create an oil pastel drawing that shows an architectural structure in a specific season and reveals choices in subject matter, lines, and color to convey a mood or feeling to meet Studio Evaluation Criteria.
- Place the structure in a specific season and use lines, colors, and subject matter to reveal a mood or feeling.

MATERIALS/SUPPLIES

- oil pastels
- 10" x 16" (26 x 41 cm) white or colored paper


RESOURCES

- Color Schemes Reference Sheet
- Constructing a Vivatinder Reference Sheet
- 5-Step Studio Process
- Student Criticism Handbook
- Rubric
- See Teacher Edition, pages 86-101 for support with:
 - About the Artwork
 - Differentiated Instruction
 - STEM Science & Technology
 - Language Arts
 - Children's Trade Books
 - Research Journals
 - Process and Presenting Tips
 - Studio Options

NATIONAL STANDARDS

VA.CRI.1.3	VA.CI.2.3	VA.CI.3.3	VA.RA.2.3
------------	-----------	-----------	-----------

Committed to Art Educators Since 1997 | DavisArt.com | © Davis Publications, Inc.



Explorations in Art 2E, Grade 3

- [Student Book](#)
- [Teacher Edition](#)
- [Teacher Resources](#)
- [Lesson Plans](#)



Experience Art

- [Student Book](#)
- [Teacher Edition](#)



Grade 4

- [Student Book](#)



4E

- [Student Book](#)



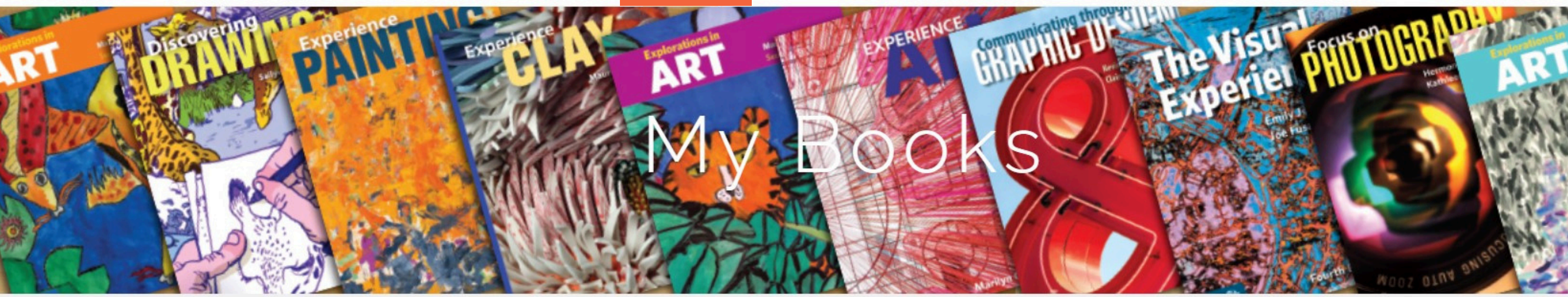
BOOKS

LESSONS


PORTFOLIOS

IMAGES

SCHOOLARTS




Access all programs from one dashboard. See the [Books Guide](#) for more information.




Explorations in Art 2E, Grade 3

- Student Book
- Teacher Edition
- Teacher Resources
- Lesson Plans



Experience Art

- Student Book
- Teacher Edition
- Teacher Resources



The Visual Experience 4E

- Student Book
- Teacher Edition
- Teacher Resources
- Video Resources




Exploring Visual Design

- Student Book



Experience Clay 3E

- Student Book
- Teacher Edition



Focus on Photography

- Student Book
- Teacher Edition

Image Search

My Collections

Shared Collections

Davis Collections

Book Collections

Search keywords, artist name, artwork, theme, media, or style

SEARCH

K-5 appropriate

FILTER

Click to view image filters

18,826 Results

Search the database of over 18K Fine Art Images using keywords, artist names, themes, or media and styles. Or use the wide variety of filters provided.

See the [Images Guide](#) for more information.

Artwork Title

Media/Materials

Artistic Form

Subject

Style

Country/Culture


Location (Architecture)

Catalog Number

SEARCH >>

ADD TO COLLECTION

0 Images selected
Select All on Page



Save Images to access frequently or to use for specific lessons using My Collections.



[My Profile](#) [Admin](#) [Sign Out](#) [Help](#)

[BOOKS](#) [LESSONS](#) [PORTFOLIOS](#) **[IMAGES](#)** [SCHOOLARTS](#)

[Image Search](#) **[My Collections](#)** [Shared Collections](#) [Davis Collections](#) [Book Collections](#)

Sort By
Most Recent ▾




Portraiture

[View Collection >](#)

IT TAKES AWHILE BEFORE
YOU CAN STEP OVER INERT
BODIES AND GO AHEAD WITH
WHAT YOU WERE TRYING TO DO.

Appropriation: Social Media

[View Collection >](#)



Letters

[View Collection >](#)



Architecture

[View Collection >](#)



Fashion

[View Collection >](#)



Furniture

[View Collection >](#)



Pattern

[View Collection >](#)



Non-Western Art

[View Collection >](#)

Share collections of images with students and colleagues across the school or district.



[My Profile](#) [Admin](#) [Sign Out](#) [Help](#)

[BOOKS](#)

[LESSONS](#)

[PORTFOLIOS](#)

[IMAGES](#)

[SCHOOLARTS](#)

Easily copy and save Shared Collections to your account to edit as needed.

[Image Search](#)

[My Collections](#)

[Shared Collections](#)

[Davis Collections](#)

[Book Collections](#)

Shared Collections

Shared Collections are created by teachers or students and shared with your entire school district. You can copy any shared collection to My Collections in order to make changes without affecting the original collection.

Search for artist name, artwork, theme, media, o

[SEARCH](#)

View Collections Created By:

Students

Teachers

Sort By

Recently Shared ▼



juxtaposition

Created By: James Rees (Faculty)

[VIEW](#)

[COPY](#)




diptych!

Created By: James Rees (Faculty)

[VIEW](#)

[COPY](#)



juxtaposition!

Created By: James Rees (Faculty)

[VIEW](#)

[COPY](#)




Art Terms R-Z

Created By: Lindsey Proulx (Admin)

[VIEW](#)

[COPY](#)



Access ready-made, curated image collections that support important topics and themes relevant to students.



BOOKS

LESSONS

PORTFOLIOS

IMAGES

SCHOOLARTS

Image Search

My Collections

Shared Collections

Davis Collections

Book Collections

Davis Collections

Davis Collections showcase the amazing artworks and artists that can be found in the Davis Art Images Library. Topics include Diverse Artists, Women Artists, Contemporary Artists, and Art History. You can search the Davis Collections and copy any of them to My Collections.

Search for artist name, artwork, theme, media, o

SEARCH

Sort By

A-Z

Easily copy and save Davis Collections to your account to edit as needed.



21st Century Photography

Created By: Lindsey Proulx (Admin)

VIEW

COPY



African American Art, 1920-1945

Created By: Lindsey Proulx (Admin)

VIEW

COPY



LGBTQ+ Artists

VIEW

COPY



Artists with Disabilities

Created By: Lindsey Proulx (Admin)

VIEW

COPY

Access sets of supplemental fine art images correlated to each unit and lesson in Davis's digital programs. Perfect for expanding the scope of a lesson or studio experience.



[My Profile](#) [Admin](#) [Sign Out](#) [Help](#)

[BOOKS](#) • [LESSONS](#) • [PORTFOLIOS](#) • **[IMAGES](#)** • [SCHOOLARTS](#)

[Image Search](#) | [My Collections](#) | [Shared Collections](#) | [Davis Collections](#) | **[Book Collections](#)**

Book Collections

Davis Publications' *Book Collections* are sets of supplemental fine art images correlated to each unit and lesson in all of Davis' digital programs. The images, chosen by Davis' curator of images, are perfect for expanding the scope of a lesson or studio experience. The images are accompanied by complete contextual information. The chapter and lesson number from each program are listed under the "Description" heading in each image record.

Search for artist name, artwork, theme, media, o

[SEARCH](#)

Sort By

A-Z



A Community Connection 2E

Created By: [Scott Hanchett \(Admin\)](#)

[VIEW](#)

[COPY](#)



A Global Pursuit 2E

Created By: [Scott Hanchett \(Admin\)](#)

[VIEW](#)

[COPY](#)



A Personal Journey 2E

Created By: [Scott Hanchett \(Admin\)](#)

[VIEW](#)

[COPY](#)



Communicating through Graphic Design 1E

Created By: [Lindsey Proulx \(Admin\)](#)

[VIEW](#)

[COPY](#)



◀ [BACK TO SHARED COLLECTIONS](#)

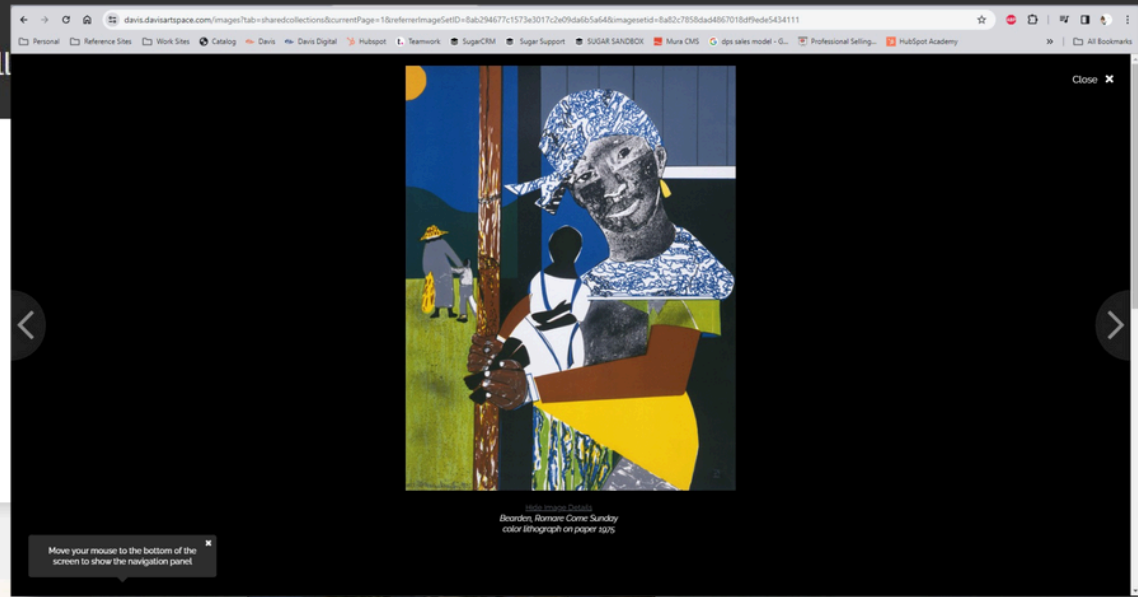
7.16 collages

Created By: James Rees


▶ **PLAY SLIDESHOW**

0 Images selected
[Select All on Page](#)

Show any collection of images as a Slide Show.



Bearden, Romare
Come Sunday





Spero, Nancy
Notes in Time



Walker, Kara
Exodus of Confederates from
Atlanta



Bearden, Romare
Return of the Prodigal Son



Magnify images from the Davis Art Images Collection up to 300% to focus on fine details for close observation.



[Hide Image Details](#)

Mickalene Thomas, *Portrait of Mnonjawa with Flower in Her Hair #2*, 2011. Rhinestones, acrylic and enamel on wood panel.



BOOKS

LESSONS

PORTFOLIOS

IMAGES

SCHOOLARTS

CREATE LESSON

My Lessons

Shared Lessons

Sample Lessons

Search by title or author



Sort By

Recently Edited

NEW FOLDER

Can Edit

Grade 1 Lessons

Date Created : 03/31/2024

Lessons: 0

VIEW LESSONS

PRESENT

Create, organize, and share lessons straight from the platform.

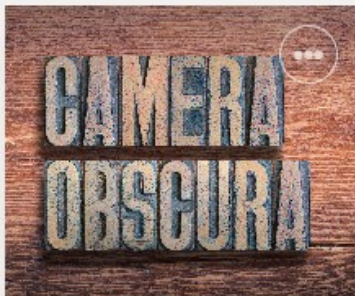


GR 6-8: Painting - Personal Still Life

Date Created : 12/02/2021

PRESENT

EDIT



GR 9-12: Photography - Building and Using a Pinhole Camera

Date Created : 02/07/2022

PRESENT

EDIT



GR 7-12: Tape Art - Drawn to the Moon

Date Created : 10/13/2022

PRESENT

EDIT



GR 7-8: Portraiture - Personal Message Self Portrait

Date Created : 10/13/2022

PRESENT

EDIT



Create your own lessons using the grade level content, your own resources, or from sample lessons provided.



Source [Icons]

[Icons]

B I U S x₂ x² I_x [Icons]

[Icons]

Format - Font - Size - A- A- [Icons]

This is the default Split Layout module. Click here to replace this text with your lesson content. You can copy & paste from another or document or type directly into the box. You can change the default image by clicking the image icon at the bottom left of the default image.



01/09

Step one: Click on the plus '+' icon to add content to your Lesson. This will open the Add Content menu.

[Stop helper](#) [Stop helper and don't show again](#) **Next**

See the [Adding Content to Lessons and Portfolios Guide](#) for more information.





Access a plethora of sample lessons from all of the programs.

Search by title or author [Search Icon]

Sort By Recently Edited [Dropdown Arrow] [NEW FOLDER]



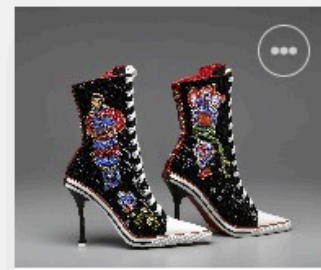
Containers that Communicate, Gr. 3-6
Date Created : 10/20/2022
Students will carefully plan, craft, and decorate a box for a special purpose.

▶ VIEW LESSON



Investigating Recontextualization Through Everyday Objects, Gr. 6-8
Date Created : 10/10/2023
Students will analyze a contemporary artwork to explore the strategy of recontextualization, then ap

▶ VIEW LESSON



Investigating Hybridity in Art, Gr. 6-8
Date Created : 11/06/2023
Investigate an artwork that demonstrates the use of hybridity and learn how to use contextual inform

▶ VIEW LESSON



Investigating Appropriation in Art, Gr. 9-12
Date Created : 10/24/2023
Students will learn about the use of appropriation in art and experiment with appropriating.

▶ VIEW LESSON




Investigating Words and Images in Street Art, Gr. 4-8
Date Created : 07/26/2023
Consider how text and location



Natural Habitats: Unity and Variety, Gr. 3-6
Date Created : 08/28/2023
Students will create a crayon resist



People and Places: Collage and Visual Rhythm, Gr. 3-6
Date Created : 08/28/2023
Students will create a collage with



Sculpting Imaginary Animals, Gr. 3-6
Date Created : 08/22/2023
Create a clay sculpture that shows



See the Create and Edit Portfolios and Folders Guide for more information.

CREATE PORTFOLIO

Search portfolios by title

Sort By Recently Edited


Create portfolios for each class, each student, or your district to demonstrate student learning, display finished artwork, or advocate for your visual arts program. Share portfolios within your school community or make them public.



Featured Portfolio
Washington Elementary Art Department 2012-2015
Date Created: 01/09/2010
Last Edited: 11/26/2023
[VIEW](#)



Featured Portfolio
Shawnee Mission Visual Arts Department
Date Created: 04/15/2010
Last Edited: 12/01/2022
[VIEW](#)




Featured Portfolio
Student Art Portfolio
Date Created: 11/17/2012
Last Edited: 12/01/2022
[VIEW](#)



Featured Portfolio
Tobee Ford-Nelson
Date Created: 09/30/2009
Last Edited: 12/01/2022
[VIEW](#)



mission South - Jennifer H... Created By: Jennifer Hudson



To demonstrate student learning, display finished artwork, or advocate for your visual arts program. Share portfolios within your school community or make them public.

See the [Adding Content to Lessons and Portfolios Guide](#) for more information.

Portfolios allow you to showcase Student art individually or as a slideshow.

